

See how your student fees are spent

2021-2022



F

Increasing the transparency of Falmouth University's financial information

This joint publication is prepared by the University and the Students' Union, so that all students, staff and key stakeholders understand how Falmouth University generates revenues and how that money is spent. The figures used throughout this document are those for the 2021/22 financial year.

It also shows how the Students' Union spends the money it receives from its students and the University and includes details of the joint venture, Falmouth Exeter Plus.

Falmouth University is a Higher Education Corporation and has charitable status. All surpluses generated are reinvested for the purposes of teaching and research. The Students' Union is a registered charity, number 1145405.

Contents

2	Cost of living
4	Outgoings in summary
6	Key facts
8	Income
10	Expenditure
12	Student fees
16	Academic departments
18	The Students' Union financial transparency
22	Falmouth Exeter Plus financial transparency
26	Financial support

Cost of living

With increases in prices putting pressure on the cost of living, knowing what support is available and where to get value for money is more important than ever. Our new Money Matters Hub brings together key information to help you manage your finances with confidence and get the right support if you need it.

If you're thinking about money and making ends meet, or want to take control of your finances, support is available to all students here at Falmouth. So whether you're an international student, a mature student, living at home or studying one of our online degrees, you can come and talk to us.

On campus students

For information and advice around tuition fees, Student Finance and financial support options at the University, contact student.finance@falmouth.ac.uk. The team also runs a drop-in session every Wednesday if you want to see someone in person (13:30-16:00 in Compass Hub 9, Penryn Campus Library).

Get independent and confidential advice from the Students' Union. Book an appointment with the Advice team.

Falmouth Online students

Email: studentexperience@falmouth.ac.uk

Phone: +44 (0)1326 255251

WhatsApp (message only): +44 (0)7342 707666

If your financial situation is beginning to affect your mental health, you can get help and advice from our Student Support team or 24/7 free and confidential wellbeing support service. Find out more on our wellbeing pages.



Want a budget you can actually stick to?

We can help with that.

Question about student finance or funding?

Come and talk to our Student Funding team:

Email: student.finance@falmouth.ac.uk

Or come to a drop-in, every Wednesday afternoon during term time at Compass Hub 9 (Penryn Campus)

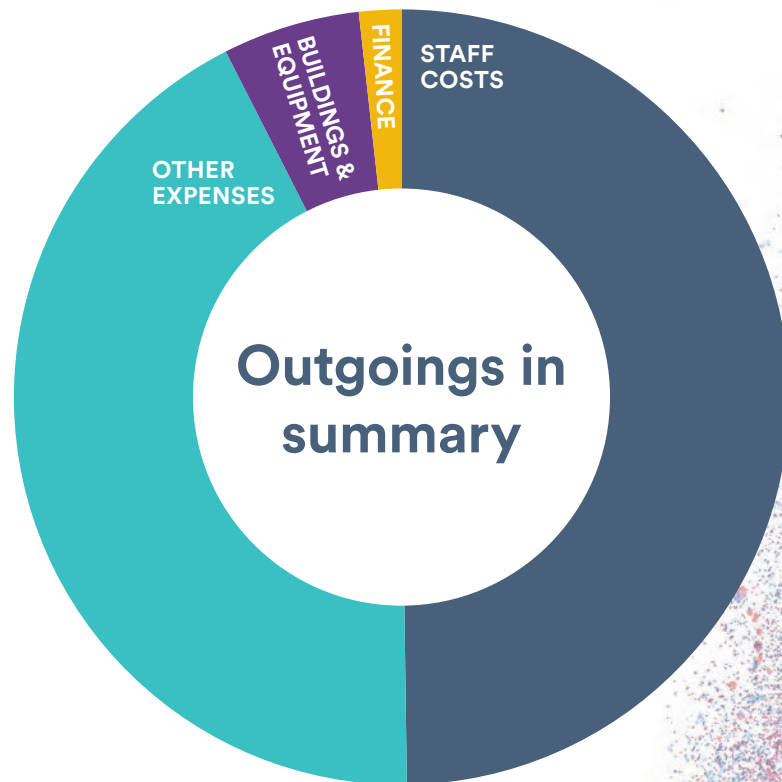
Visit the Money Matters Hub to find out more:



[falmouth.myday.cloud/
pages/student-support/
moneyadvice](https://falmouth.myday.cloud/pages/student-support/moneyadvice)

MONEY MATTERS





Expenditure		
 Staff costs (e.g. wages and salaries, staff taxes, pension costs, etc)	£33.9 M	50%
 Other expenses (e.g. teaching materials, premises costs, IT costs, bursaries, etc)	£29.1 M	42%
 Buildings and equipment (e.g. costs of construction/acquisition, utilities, maintenance, etc)	£3.9 M	6%
 Finance costs (e.g. bank interest on loans)	£1.2 M	2%
Total expenditure	£68.1 M	100%

Costs rose during the year with staff costs increasing due to higher staff numbers and the annual pay award whilst other costs remained static as they were controlled to achieve the approved outturn.

Our charity status

Falmouth University is a charity whose purpose is teaching and research. We need to cover our costs and investment needs to support students now and in the future. We plan to generate a surplus of income over expenditure to afford investment needs.

The year saw further investment in our estate, in order to update our teaching, research and innovation environment. Minor works over the year included refurbishments and enhancements to spaces used by Games, Film & Television and Immersive Business. We also continued investment in cyber security (through FX Plus) alongside our regular refresh of IT suites.

“The rising cost of living has been the number one issue facing Falmouth students this academic year. Following feedback from students, The SU has collaborated with Falmouth University to ensure transparency around finances. Students understanding where their money is being spent is vital in keeping the University accountable, and ensuring students have the insight and knowledge to question spending decisions and continue to lobby for change. It is more important now than ever for Falmouth University to connect students with where their tuition fees are being allocated.

Please take the time to read through this document, and if you have any questions, or comments on the contents of this document, I encourage you to please share them with your SU Representatives via Presidents@thesu.org.uk.”



Luke Court, SU President

2021-2022

Key facts




Information based on the annual return to the Higher Education Statistics Agency (HESA). [hesa.ac.uk](https://www.hesa.ac.uk)

Student numbers

	Falmouth	5,090	72%
	Partners	1,971	28%



Student gender

	Male	2,700	38%
	Female	3,914	56%
	Other	447	6%





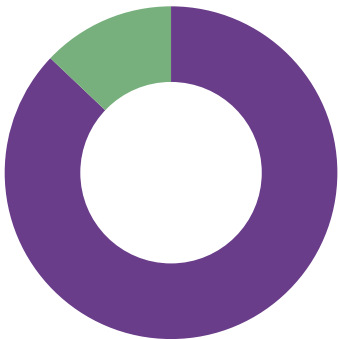
Staff professions

	Academic departments	356	62%
	Professional Services	220	38%



Student origins (Falmouth)

	UK	6,149	87%
	EU/international	912	13%



Staff numbers

	Male	271	47%
	Female	305	53%



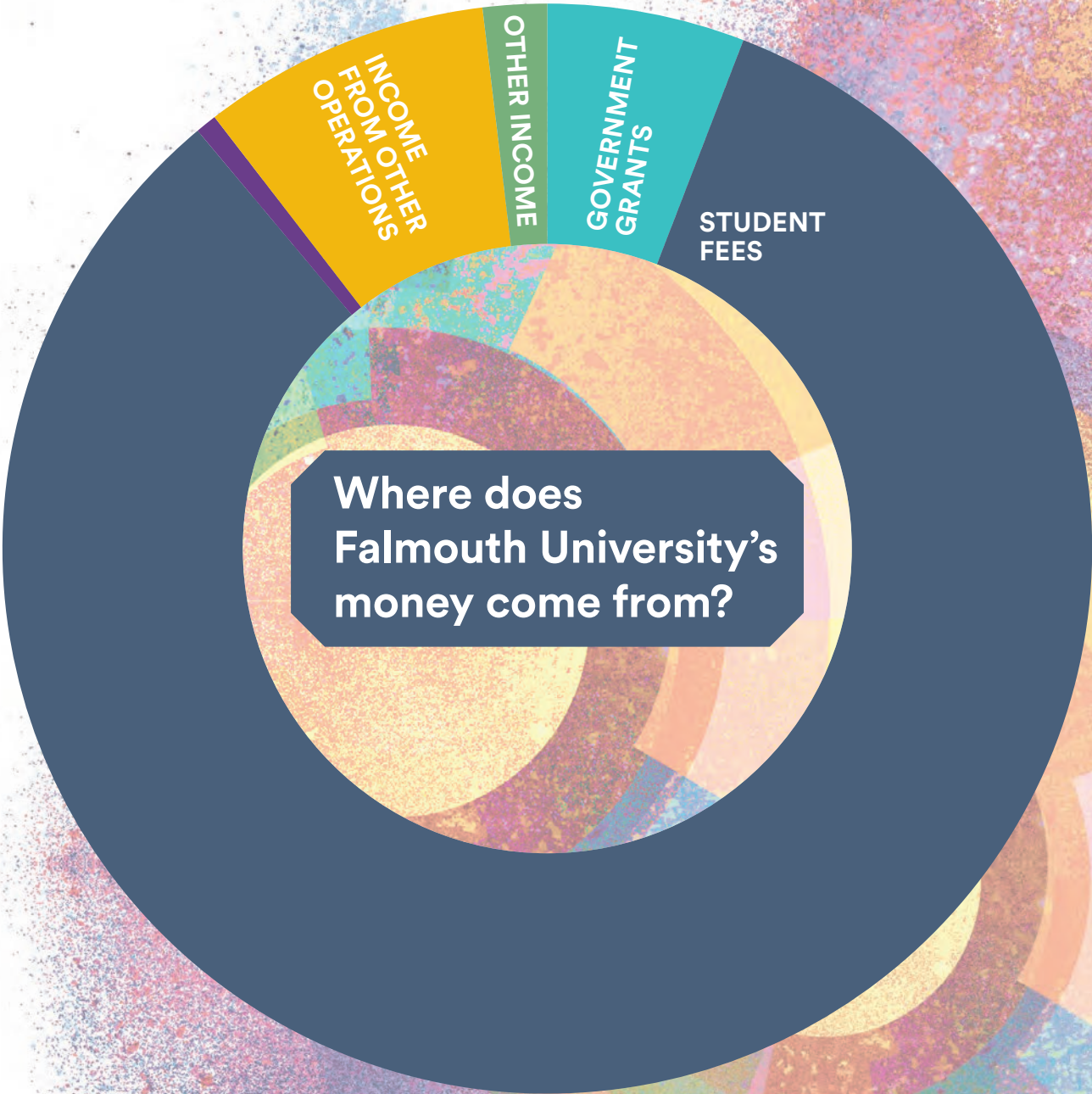
Our income and expenditure

Where our money comes from and what it is spent on

Income

Income rose due to higher tuition fee receipts from both on-campus students and higher partner student fees.

Income		
<div></div> Government grants (for teaching and research)	£3.7 M	6%
<div></div> Student fees (from all students for their courses)	£52.4 M	83%
<div></div> Research grants (for research projects undertaken by academic staff)	£0.4 M	1%
<div></div> Income from other operations (charges for services, catering, Launchpad, etc)	£5.4 M	8%
<div></div> Other income (e.g. EU grants, capital grants, interest)	£1.2 M	2%
Total income	£63.1 M	100%







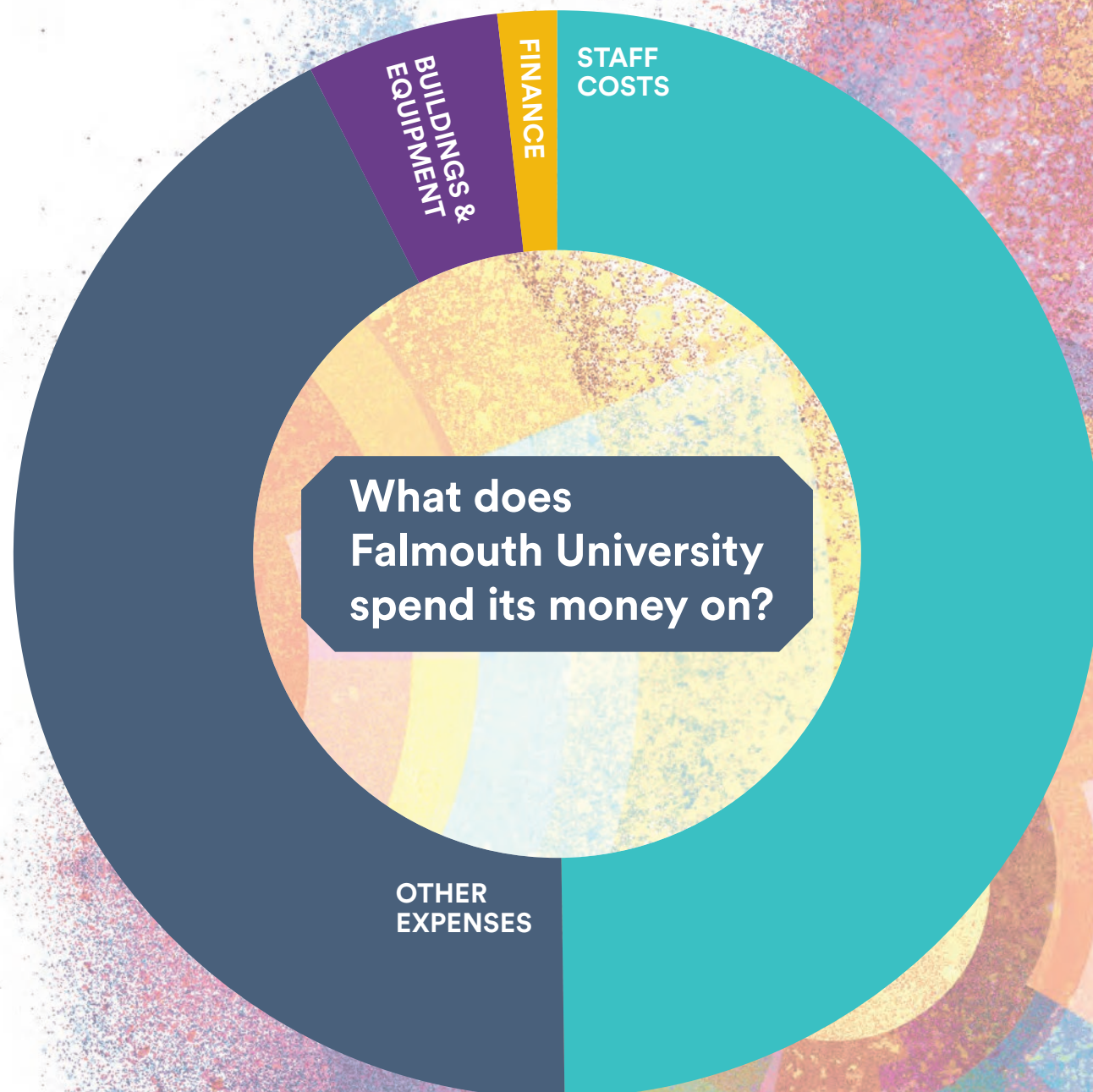
Our income and expenditure

Where our money comes from and what it is spent on

Expenditure

Costs rose during the year with staff costs increasing due to higher staff numbers and the annual pay award whilst other costs remained static as they were controlled to achieve the approved outturn.

Expenditure			
	Staff costs (e.g. wages and salaries, staff taxes, pension costs, etc)	£33.9 M	50%
	Other expenses (e.g. teaching materials, premises costs, IT costs, bursaries, etc)	£29.1 M	42%
	Buildings and equipment (e.g. costs of construction/acquisition, utilities, maintenance, etc)	£3.9 M	6%
	Finance costs (e.g. bank interest on loans)	£1.2 M	2%
Total expenditure		£68.1 M	100%



Our income and expenditure












Where our money comes from and what it is spent on

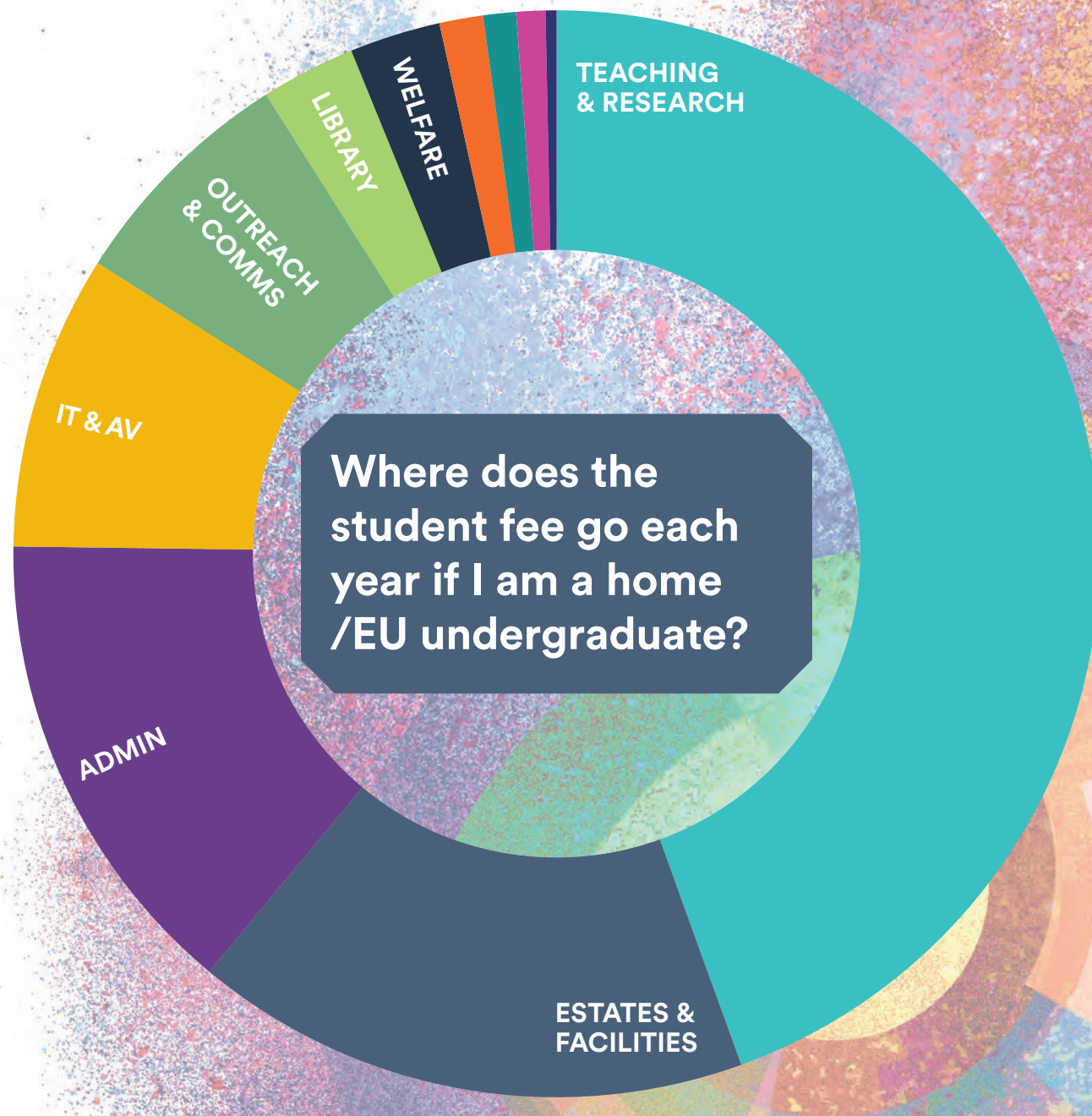
Undergraduate fees

The adjacent information is based on the standard undergraduate fee of £9,250 for the year 2021/22.

This amount is determined by the Government which sets a maximum fee that the University can charge for UK and EU students. Other fees are reviewed annually and set against the cost of delivery, demand and competitor information.

Actual costs vary by course but the University has targets such that all students get an equal service for the same fee. Cross subsidisation between courses is minimal.

UG fee		
 Teaching and research	£4,120	44%
 Estates and facilities	£1,530	17%
 Administration (e.g. Student Administration, Finance, HR, etc)	£1,310	14%
 IT and AV services	£810	9%
 Outreach, communications and student engagement	£650	7%
 Library and academic skills	£260	3%
 Welfare (e.g. accessibility, living support, counselling, chaplaincy, Student Advisors)	£250	3%
 Bursaries	£120	1%
 Students' Union	£90	1%
 Careers and employability	£80	1%
 Residences and catering (including catering subsidies)	£30	0%



Note: for an international student, approximately £1,000 is spent on additional recruitment costs (included in Marketing and Bursaries) with another £1,000 spent on additional support costs such as international admissions, visas, foreign exchange, etc.











Our income and expenditure

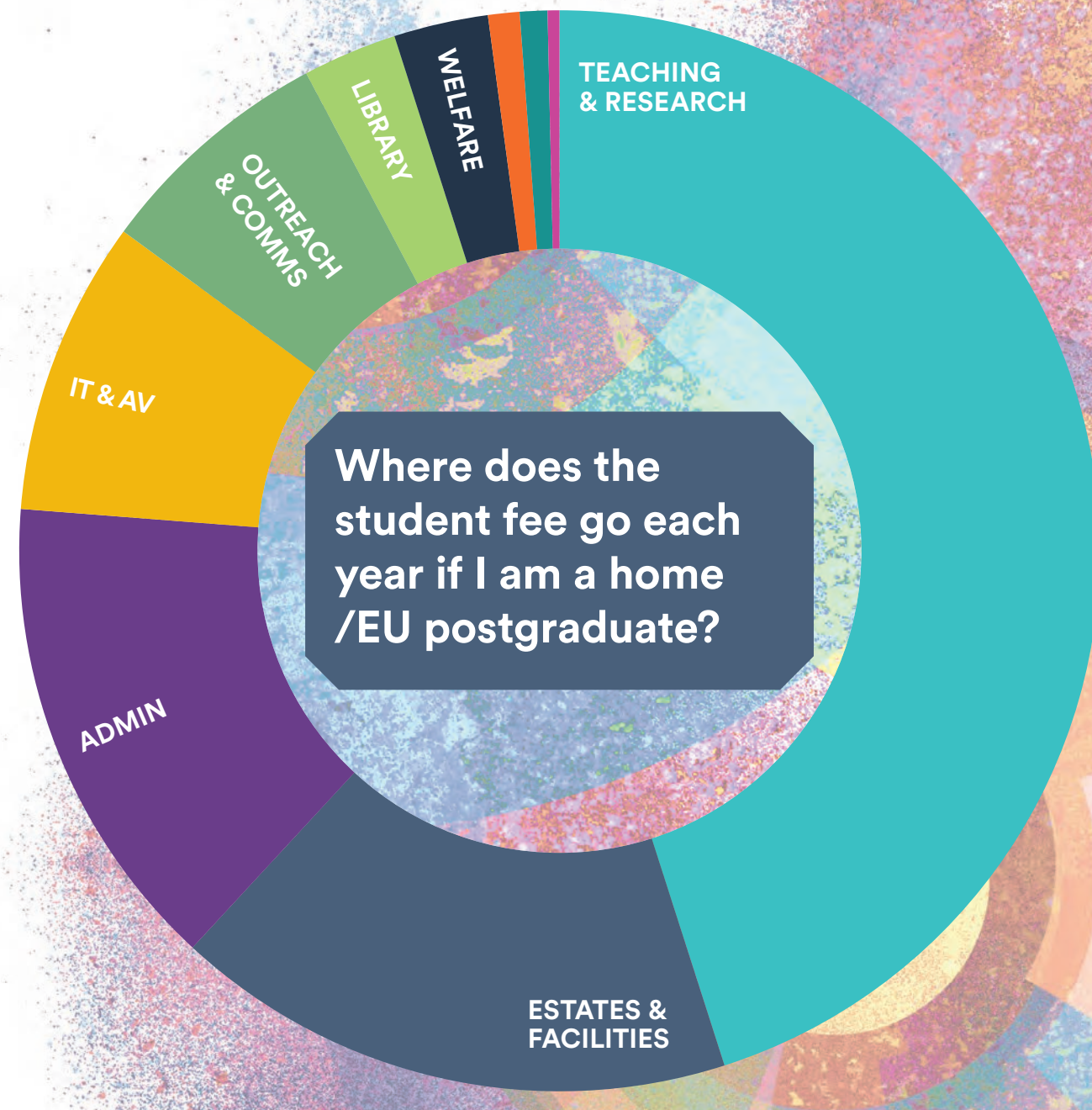
Where our money comes from and what it is spent on

Postgraduate fees

The adjacent information is based on the standard full-time, campus-based postgraduate fee for the year of £8,500.

Actual costs vary by course but the University has targets such that all students get an equal service for the same fee.

PG fee			
	Teaching and research	£3,830	45%
	Estates and facilities	£1,430	17%
	Administration (e.g. Student Administration, Finance, HR, etc)	£1,220	14%
	IT and AV services	£750	9%
	Outreach, communications and student engagement	£610	7%
	Library and academic skills	£240	3%
	Welfare (e.g. accessibility, living support, counselling, chaplaincy, Student Advisors)	£240	3%
	Students' Union	£80	1%
	Careers and employability	£70	1%
	Residences and catering (including catering subsidies)	£30	0%



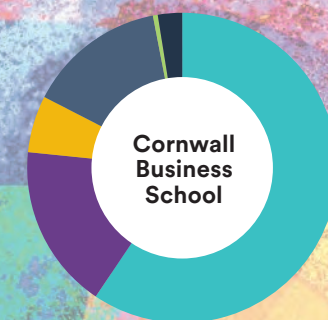
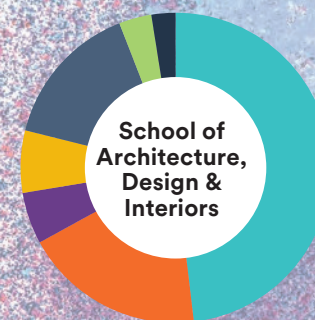
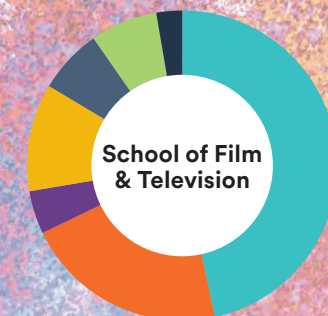
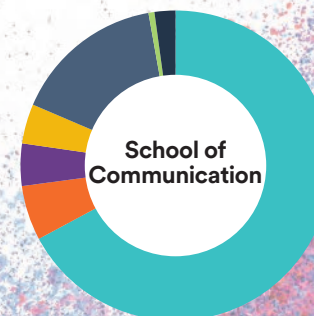
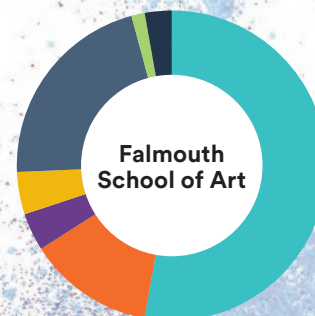
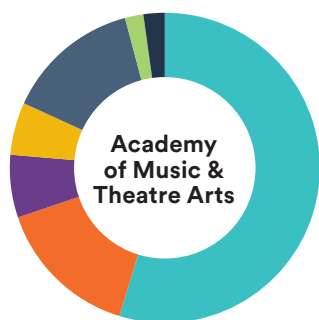
Note: for an international student, approximately £1,000 is spent on additional recruitment costs (included in Marketing and Bursaries) with another £1,000 spent on additional support costs such as international admissions, visas, foreign exchange, etc.

Our income and expenditure

Where our money comes from and what it is spent on

Academic departments

These charts show how each academic department allocates its annual funding and primarily relate to the teaching and research funds shown on previous pages.



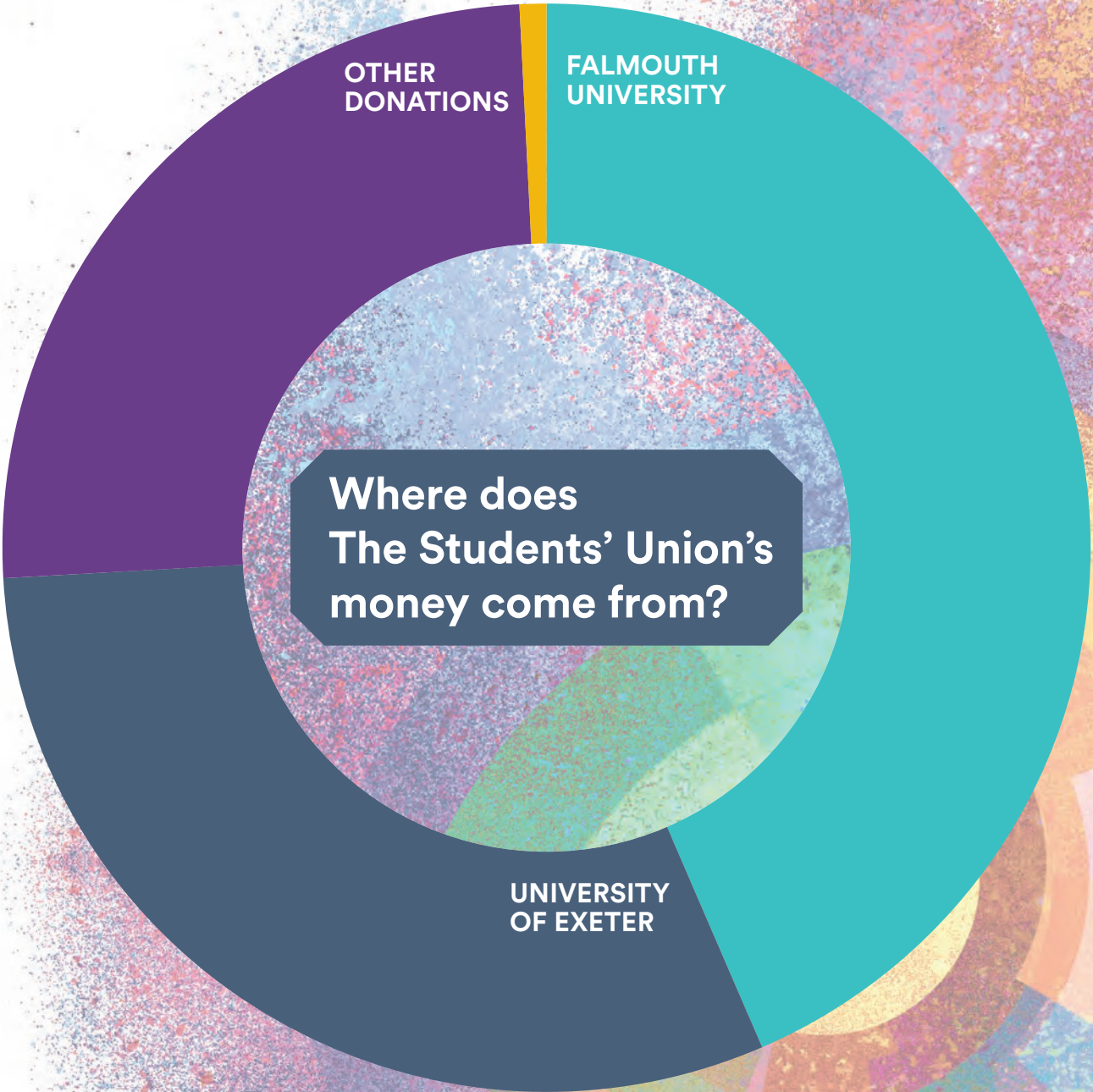
	Academy of Music & Theatre Arts	Fashion & Textiles Institute	Institute of Photography	Falmouth School of Art	School of Communication	School of Film & Television	School of Architecture, Design & Interiors	Games Academy	Cornwall Business School
Academic staff	55%	40%	48%	53%	67%	47%	48%	51%	59%
Technical staff	15%	23%	19%	13%	6%	21%	19%	8%	0%
Management and admin staff	7%	3%	5%	4%	4%	4%	5%	12%	17%
Materials	5%	6%	7%	4%	4%	11%	7%	8%	6%
Buildings	14%	23%	14%	22%	16%	7%	15%	10%	14%
Equipment	2%	3%	4%	1%	1%	7%	3%	8%	1%
Bursaries	2%	2%	3%	3%	2%	3%	3%	3%	3%
Total	£3.3 M	£2.5 M	£3.1 M	£3.1 M	£3.2 M	£3.5 M	£1.4 M	£2.6 M	£0.8 M

Our income and expenditure
Where our money comes from and what it is spent on

The Students' Union
financial transparency

The Falmouth and Exeter Students' Union is a registered charity acting as the joint students' union for Falmouth University and the University of Exeter in Cornwall.

Income		
<div></div> Falmouth University	£0.5 M	44%
<div></div> University of Exeter	£0.4 M	31%
<div></div> Other donations	£0.3 M	25%
<div></div> Other	£0.01 M	<1%
Total Income	£1.3 M	100%



*Other donations are funds donated from the Falmouth & Exeter Students' Union's previous charity.

Our income and expenditure

Where our money comes from and what it is spent on

The Students' Union financial transparency

1%

**STUDENT
ENGAGEMENT**
£13,398

£1.90 per student

A newly created department during 2022 – empowering students to create, learn and engage within a range of activities on and off campus.

9%

ADVICE
£79,989

£11.33 per student

Providing professional advice for students throughout the year – from specialist academic advice and representation, Student Finance and budgeting advice.

10%

**STUDENT
VOICE**
£86,764

£12.29 per student

Representation, campaigning, lobbying and allied training, guidance and support for all our students through effective student-led democracy.

12%

COMMS
£101,394

£14.36 per student

This cost relates to our digital presence, engagement and information to all students.

14%

GOVERNANCE
£123,714

£17.52 per student

For the employment of four full time presidents as trustees of the Students' Union and development of the Board of Trustees.

17%

**STUDENT
ACTIVITIES**
£147,037

£20.82 per student

Previously known as Student Opportunities – funding allocated to all student-led clubs and societies, this also includes costs and expenses for the minibus.

37%

**CENTRAL
COSTS**
£323,296

£45.79 per student

This includes costs for central functions of the charity (e.g. senior leadership, HR, finance, specialist organisational advice and support), our NUS and BUCS affiliations and specialist subscriptions, staff training costs, travel costs and depreciation.

TOTAL EXPENDITURE

£0.9 M

As a service-based organisation, the vast majority of the Students' Union expenditure is used for staffing costs to run the many services delivered to students.

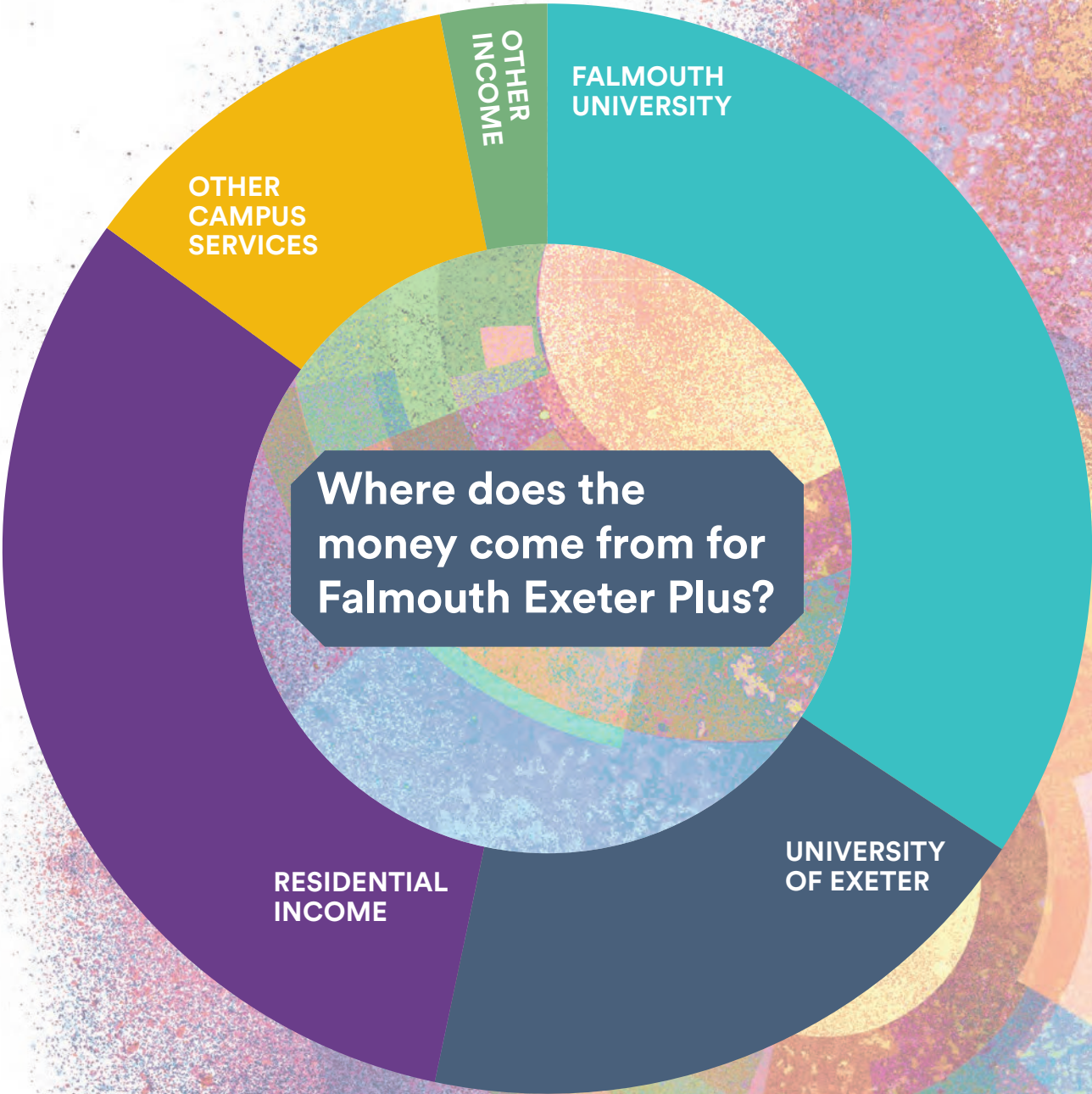
Our income and expenditure
Where our money comes from and what it is spent on

Falmouth Exeter Plus
financial transparency

Falmouth Exeter Plus (FX Plus) is the organisation jointly owned with the University of Exeter to provide services on the Falmouth and Penryn campuses.

FX Plus is a limited company with charitable status and spends any surplus on the students and staff of the two institutions.

FX Plus: income		
<div></div> Falmouth University	£11.9 M	34%
<div></div> University of Exeter	£6.6 M	19%
<div></div> Residential income (e.g. student rent and summer letting income)	£11.0 M	32%
<div></div> Other campus services (e.g. catering, retail, bar, print, nursery)	£4.1 M	12%
<div></div> Other income (e.g. DSA income, car park income, etc)	£1.1 M	3%
Total income	£34.7 M	100%

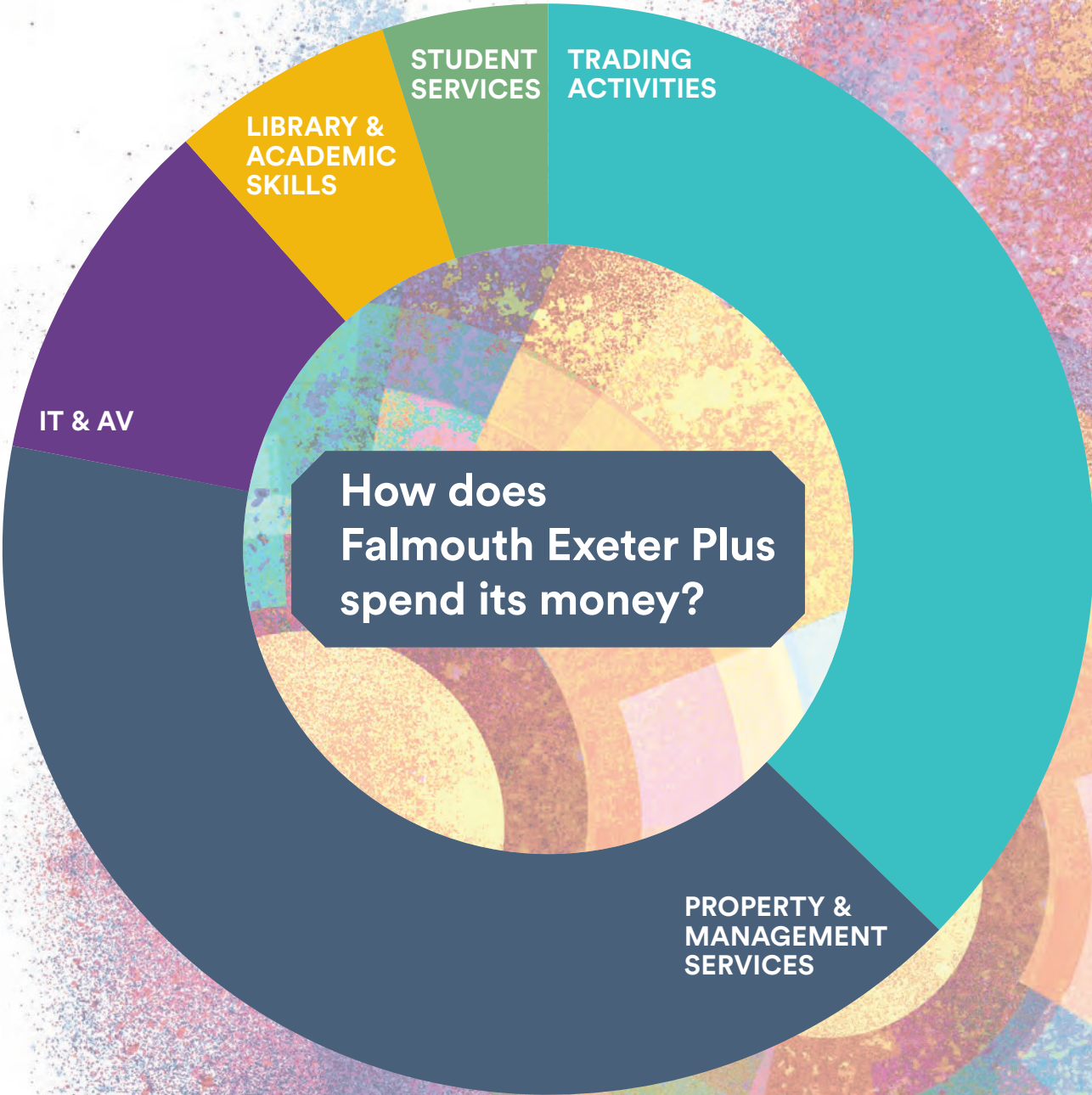


Our income and expenditure
Where our money comes from and what it is spent on

Falmouth Exeter Plus
financial transparency

FX Plus spends its money on maintaining the estate, running the trading operations and providing direct services to students and staff.

FX Plus: expenditure		
<div></div> Trading activities (residences, catering, retail, nursery, etc)	£12.8 M	37%
<div></div> Property and management services	£14.1 M	41%
<div></div> IT and AV services	£3.6 M	10%
<div></div> Library and academic skills	£2.3 M	7%
<div></div> Student services	£1.7 M	5%
Total expenditure	£34.5 M	100%



Financial support

Falmouth University employs a Student Funding team and the Students' Union has a team of advisers who operate across both campuses and are available to provide advice and support on student money matters. The Students' Union also holds funds to support student-led activities.

Student support ranges from Student Loans from Student Finance England to Falmouth bursaries and awards.

Falmouth's funding and bursary pages:
falmouth.ac.uk/study/student-funding

Awards include:

- **Falmouth Bursary**
- to support student from low-income households
- **Pendennis Bursary**
- **Dependants' Bursary**

The Students' Union also holds funds to support student-led activities:

- **The Students' Union Student Project Fund**
- **The Students' Union Sports Bursary**

Hardship support:
falmouth.ac.uk/study/student-funding/hardship-fund

Further details on course costs can be found on Falmouth's tuition fees pages:
falmouth.ac.uk/tuition-fees

Other resources include:

Student Finance England: introduction to student finance and application portal:
www.gov.uk/student-finance

Search for private funding, budget planner, loan repayment and wage predictor:
grants-search.turn2us.org.uk

The Students' Union advisory team, which can be accessed by appointment, offers independent, impartial advice:
thesu.org.uk/advice

In addition, independent advice on student finance is available at other sources such as:
moneysavingexpert.com/students

moneyhelper.org.uk/en/family-and-care/student-and-graduate-money

whatuni.com/advice/money/money-advice-for-students/69795

For further information please email:
student.finance@falmouth.ac.uk

Full details on Falmouth University's finances can be found in the annual financial statements which can be accessed at:
falmouth.ac.uk/corporate/regulatory-information

The Students' Union finances are available at:
thesu.org.uk



Falmouth University
Falmouth Campus Woodlane,
Falmouth, Cornwall TR11 4RH
01326 211077

Penryn Campus Treliever Road,
Penryn, Cornwall TR10 9FE
01326 370400

falmouth.ac.uk
@falmouthuni