



FALMOUTH
UNIVERSITY

YOUR FALMOUTH **ARRIVAL GUIDE**

WELCOME WEEKEND 9-10 SEPTEMBER


Share this with your parents/guardians/friends/
family/personal chauffeur/designated driver!

Before you arrive

- Look out for an email from our Accommodation team at the end of August, inviting you to book your arrival slot. You can also check for updates at:

fxplus.ac.uk/accommodation/falmouth-arrivals-22

- Get packing, but don't go overboard! You'll never fit two cars' worth of belongings in your room, so think about the must-haves first before adding too many non-essential extras
- If you're travelling to Falmouth by public transport and can't carry much with you, you can order accommodation packs – containing items such as bedding and cooking equipment – in advance, which will be delivered to your digs. Head to **unikitout.com** for more details
- Plan your route. Many roads in Cornwall are single-lane and can become congested. If you're driving, allow plenty of extra time to beat the traffic



Set a course for
The Stannary at our
Penryn Campus,
Treliever Road,
Penryn, Cornwall
TR10 9FE.

WHERE TO PARK

On arrival you'll be directed to car parks E, F and G, where parking will be free for the day you arrive.

Don't forget to book your arrival slot

**Glasney Student
Village and
Packsaddle Hill**

Friday 9 September
8am-6pm
Saturday 10 September
8am-6pm

**The Sidings, Carrick View,
Tuke House, The Quarry, Ocean
View and Maritime Studios**

Timings will be included in
your confirmation email



Once you arrive

Follow these instructions for your accommodation option:

STEP 1

Glasney Student Village

- Follow the signs or ask one of our marshals to guide you to The Stannary on Penryn Campus, where you'll be directed upstairs to collect your keys, a parking zone pass and your student ID card
- Display your parking zone pass clearly in the front of the car and head to Glasney Lodge. The team there will direct you to your accommodation block
- To make room for other students and ensure the process runs smoothly, you'll have 20 minutes to unload before your car will need to be moved to one of our other car parks
- Once you've unloaded everything, make sure you fill in the accommodation inventory and report any issues to Glasney Lodge
- If you arrive outside of the check-in times, don't panic! You'll be able to pick up your keys from Glasney Lodge instead

The Sidings, Carrick View, Tuke House, The Quarry, Ocean View and Maritime Studios

- You'll be issued instructions in your confirmation email about where to collect your keys
- Once you've checked in and have collected your keys, you can unload your belongings and move into your new home

STEP 2 Return to the downstairs area of The Stannary, where you can:

- Collect your ID card, unless you're staying in a University residence and have done so already. Collection from 9am-5pm

Checking in upstairs for key collection is for students only! It's a good opportunity for parents/guardians/drivers to take a well-earned break and enjoy a coffee in our designated lounge downstairs. Once this process is complete, students can re-join their families downstairs for the next steps. Our friendly marshals will be able to point the way.

Packsaddle Hill

- Follow the signs or ask one of our marshals to guide you to The Stannary on Penryn Campus, where you'll be directed upstairs to collect your keys and your student ID card
- Once you have your keys, go to your halls of residence to check in and unload your belongings

Private rental

- Go to your accommodation to collect your keys and unload your belongings
- Take pictures of the accommodation and create your own inventory, even if there is a formal one in place

- Register with a GP
- Sign up to SafeZone, a free app to help keep you safe on campus
- Meet some of our Student Mentors
- Explore our range of student services
- Ask any questions at The Compass – your one-stop information shop
- Discover more about student funding and local bus travel
- Visit the IT helpdesk at the nearby Daphne Du Maurier Building (follow the signs)

Getting settled

- Local transport is easy – buses and trains run regularly between Falmouth and Penryn. If you want to head out, take a look at your options at: falmouth.ac.uk/experience/new-students/public-transport
- To buy the essentials, head to Asda or Lidl in Penryn or Sainsbury's in Falmouth. If you choose to arrange a food delivery instead, please note that any deliveries to Penryn Campus will arrive at the Welcome Building (vans will not be allowed to drive into Glasney Village during Welcome Weekend)
- Make sure that you can access your Falmouth University emails and have downloaded our app
- Check out the line-up of social events, which start from Friday onwards
- Take a deep breath, relax and start getting to know your new flatmates. And don't worry if you're the first to move in – our ResLife team will be around to make you feel welcome

International arrivals

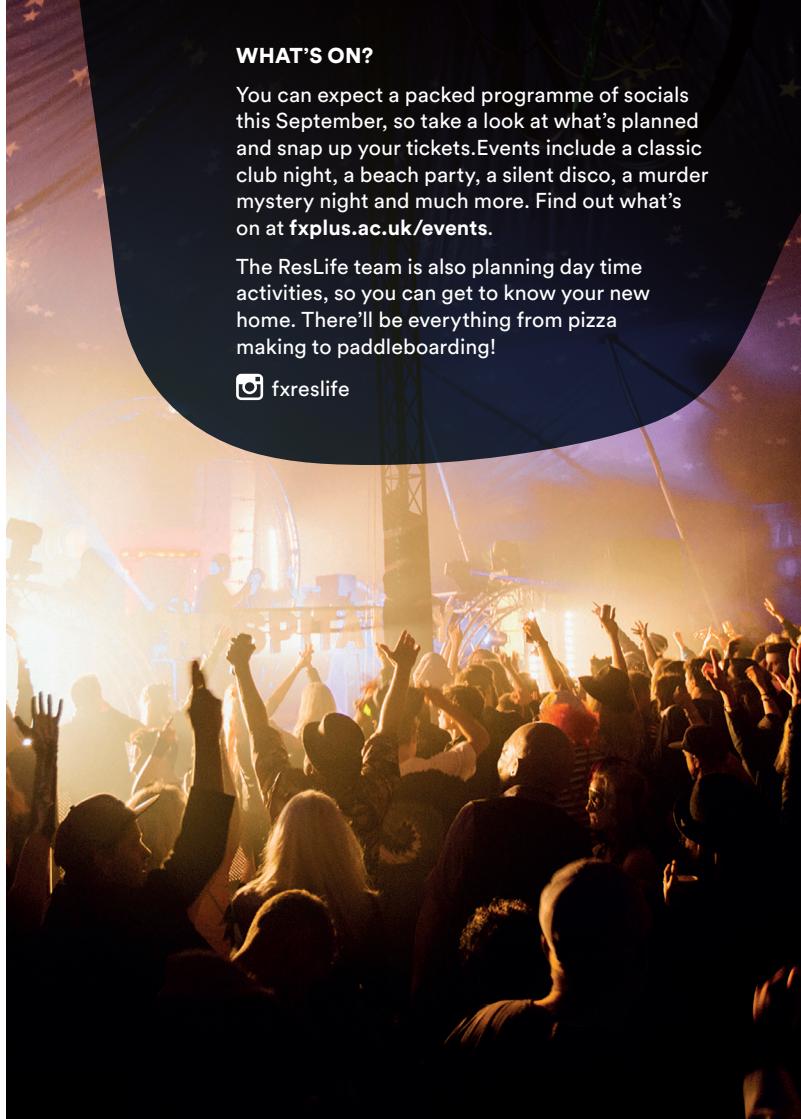
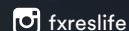
If you're an international student arriving on Thursday 8 September on the Airport Collection Service, we'll see you on the bus! If you're making your own way to Penryn Campus that day, please check in at Glasney Lodge.

Don't forget – you'll need to head to Falmouth Campus to collect your Student visa and complete biometric residence permit (BRP) registration within 10 days of arriving in the UK. You'll be sent details of how to book your slot.

WHAT'S ON?

You can expect a packed programme of socials this September, so take a look at what's planned and snap up your tickets. Events include a classic club night, a beach party, a silent disco, a murder mystery night and much more. Find out what's on at fxplus.ac.uk/events.

The ResLife team is also planning day time activities, so you can get to know your new home. There'll be everything from pizza making to paddleboarding!



TOP TIP

Don't forget to personalise your lanyard with your name and your favourite sticker. Trust us, it's so much easier to start a conversation and remember someone's name when it's hanging around their neck!