


# See how your student fees are spent

2020-2021



# Contents



2	Keeping safe
3	Graduation
4	Outgoings in summary
6	Key facts
8	Income
10	Expenditure
12	Student fees
16	Academic departments
18	The Students' Union Financial Transparency
22	Falmouth Exeter Plus Financial Transparency
26	Financial support

## Increasing the transparency of Falmouth University's Financial Information

This joint publication is prepared by the University and The Students' Union, so that all students, staff and key stakeholders understand how Falmouth University generates revenues and how that money is spent. The figures used throughout this document are those for the 2020/21 financial year.

It also shows how The Students' Union spends the money it receives from its students and the University and includes details of the joint venture, Falmouth Exeter Plus.

Falmouth University is a Higher Education Corporation and has charitable status. All surpluses generated are reinvested for the purposes of teaching and research. The Students' Union is a registered charity, number 1145405.





## Keeping safe

As a community, we are learning to live with Covid. While a long-awaited return to campus allowed us to socialise and once again embrace face-to-face learning and teaching, necessary precautions to ensure the safety of staff and students have required significant financial investment.

The University continues to adapt and maintain controls to mitigate the risk posed by the spread of Covid-19, including secure building management and operating systems, enhanced cleaning procedures and sanitising stations and signage to promote robust hygiene. Further material costs have included the organisation of a dedicated testing centre on campus, a Rapid Response Team to offer support for suspected cases, pop-up vaccination clinics and the distribution of LFD tests and face masks.

We have adapted our learning and teaching to respond to the evolving situation and to ensure a quality student experience, providing the widest possible range of academic, support and social opportunities – in-person or virtually.

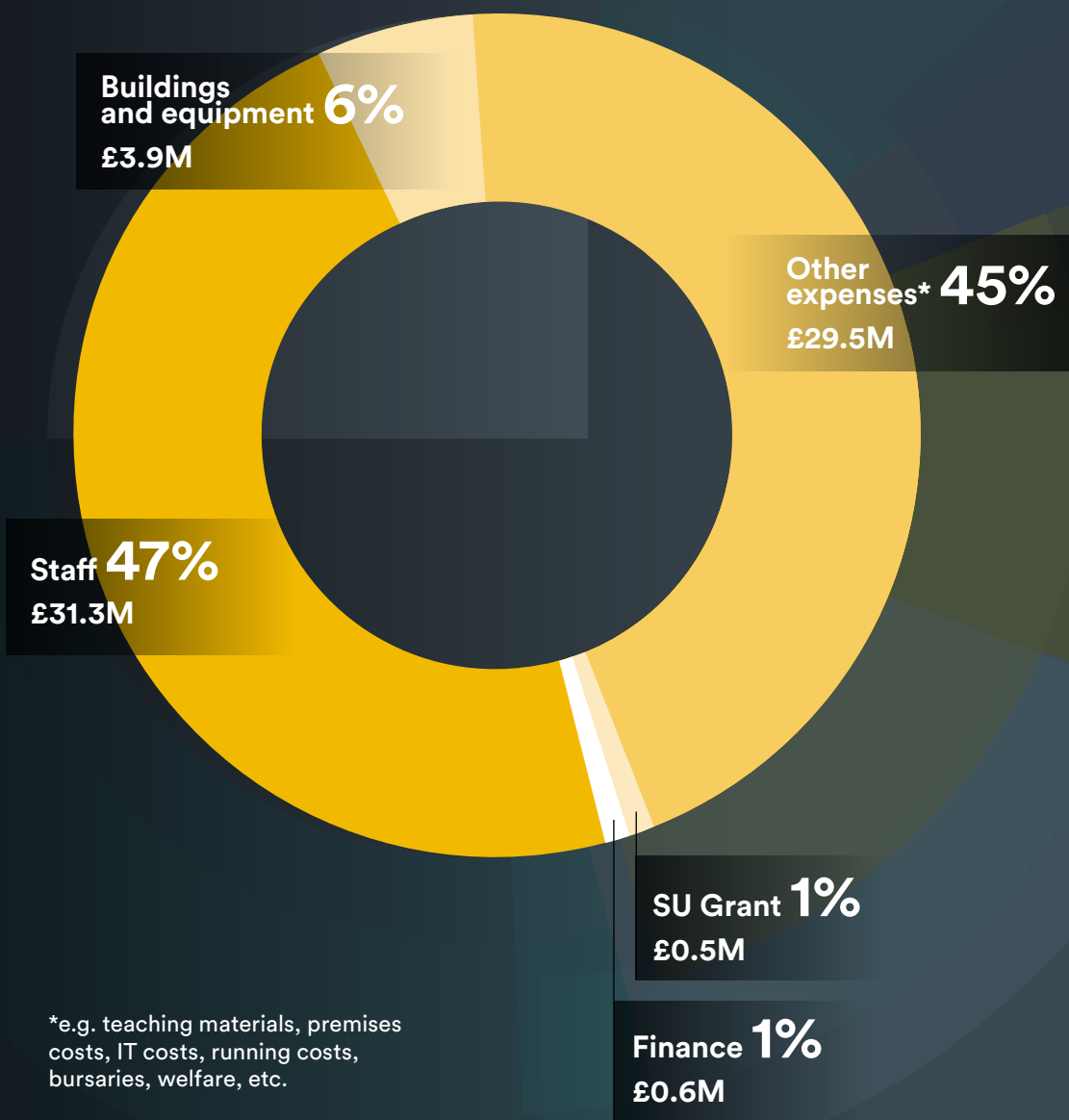
## Graduation plans

We are excited to be making plans for in-person summer graduation ceremonies for our alumni from 2020, 2021 and 2022. After the disruption of the pandemic, we know how much it will mean for Falmouth alumni and their guests to get together and celebrate their achievements.

Gowns, hoods and hats will be the order of the day in mid-July, when degrees will be awarded by our Chancellor, Dawn French, during special ceremonies on Penryn campus. We look forward to hosting one of the highlights of Falmouth University's academic year.



# Outgoings in summary



## Our charity status

Falmouth University is a charity whose purpose is teaching and research. We need to cover our costs and investment needs to support students now and in the future. We plan to generate a surplus of income over expenditure to afford investment needs.

Recent investments include the Collaborative Link and Knowledge Vault at Penryn (£1m), the construction of shared academic and social spaces at Penryn (£3.2m), IT network, replacement and security (£2m), plus £1 million spent each year on equipment across all areas.

*"I appreciate the transparency of the Falmouth yearly finance report. The clear explanation of the use of tuition fees shows the services and opportunities that are cultivated across the University. Explaining where students' money is used is vital in keeping the University accountable and ensuring students remain the top priority in all decision making. With this year seeing more changes to university life and the adoption of hybrid working, it is more important than ever to connect students with the inner workings of their institution. If you have any questions or comments on this report, please feel free to contact the SU."*

Ben Statham Wilkins, SU President

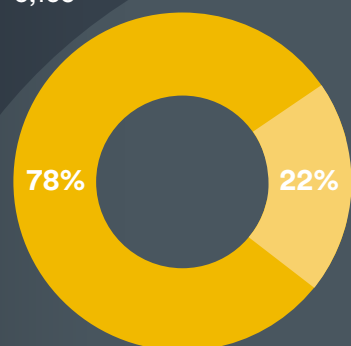
2020-2021

# Key facts

Information based on the annual return to the Higher Education Statistics Agency (HESA).  
[hesa.ac.uk](https://www.hesa.ac.uk)

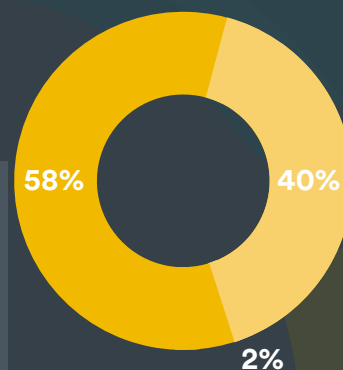
## Student numbers

6,165



■ 4,801 Falmouth  
■ 1,364 - Partners  
(e.g. Fashion Retail Academy, Waterbear, CEG, Fourth Monkey)

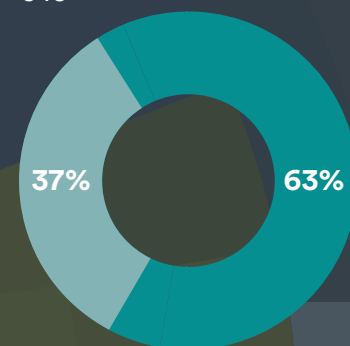
## Student gender



■ 3,578 - Female  
■ 2,475 - Male  
■ 112 - Trans, non binary, other or not specified

## Staff professions

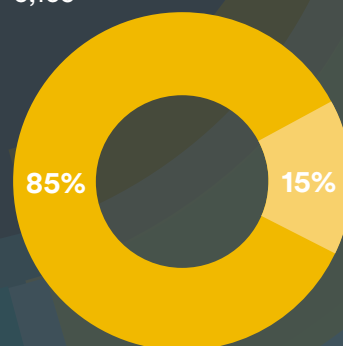
543



■ 203 Professional Services  
■ 340 Academic Departments

## Student origins (Falmouth)

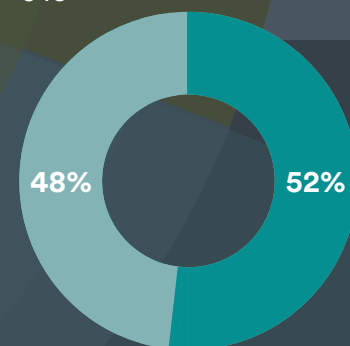
6,165



■ 5,265 - UK  
■ 900 International

## Staff numbers

543



■ 285 - Female  
■ 258 - Male

# Our income and expenditure

Where our money comes from and what it is spent on

## Income

### TOTAL INCOME

£58.8 M

Income fell due to a fall in student numbers, lower research grant income and a fall in other income, primarily due to the third national Covid lockdown, which impacted rents receivable.

1%

#### RESEARCH GRANTS

Research projects undertaken by academic staff

£0.6 M

2%

#### OTHER INCOME

£1.1 M

7%

#### GOVERNMENT GRANTS

Teaching and research

£4.2 M

8%

#### INCOME FROM VENTURING

Charges for services, catering, Launchpad, etc.

£4.8 M

82%

#### STUDENT FEES

£48.1 M

Where does Falmouth University's money come from?



## Our income and expenditure

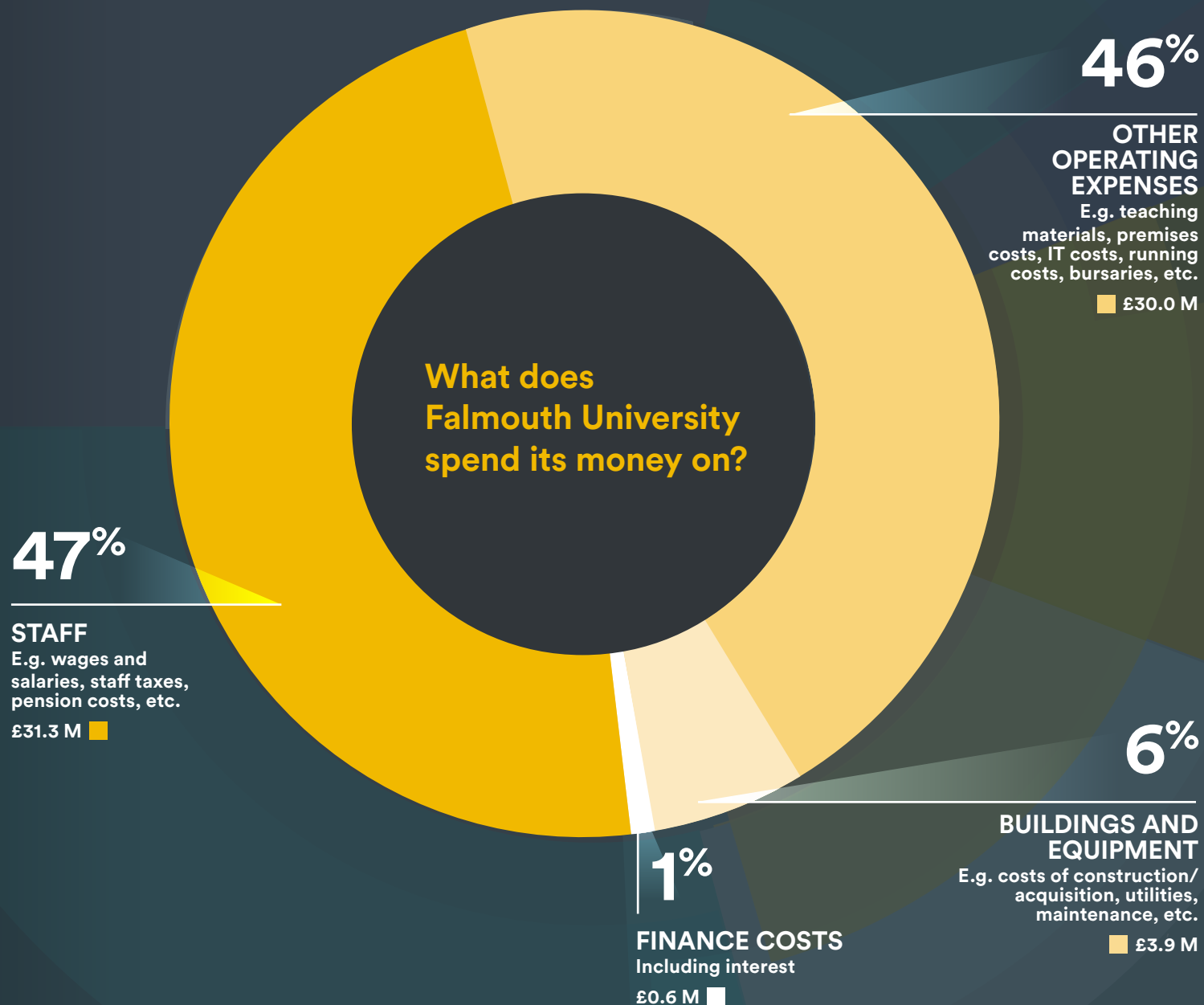
Where our money comes from and what it is spent on

### Expenditure

#### TOTAL EXPENDITURE

£65.8 M

Costs rose during the year with staff costs increasing through pay and pensions while other costs remained static as costs were controlled in line with the lower income.



# Our income and expenditure

Where our money comes from and what it is spent on

Where does the student fee go each year if I am a home/EU undergraduate?

## Undergraduate fees

The adjacent information is based on the standard undergraduate fee of £9,250 for the year 2020/21.

This amount is determined by the Government which sets a maximum fee that the University can charge for UK and EU students. Other fees are reviewed annually and set against the cost of delivery, demand and competitor information.

Actual costs vary by course but the University has targets such that all students get an equal service for the same fee. Cross subsidisation between courses is minimal and all Academic Departments have to be financially convergent over the life of the University's 2030 Strategic Plan.

£3,840	<b>TEACHING AND RESEARCH</b> 41% Lecturers, technicians, course admin, course materials
£1,540	<b>ESTATES AND FACILITIES*</b> 17% Building running costs – maintenance, light, heat, power
£1,390	<b>ADMINISTRATION</b> 15% Quality Office, Student Records, HR, Finance and Funding, Vice Chancellor's Strategic Support
£820	<b>IT AND AV SERVICES*</b> 9% IT support, including Education Technology
£570	<b>MARKETING</b> 6% Applicant Services, Sales, Events and Communications, Ambassadors
£380	<b>RESIDENCES AND CATERING</b> 4% Including subsidies for refectories and some student accommodation
£240	<b>LIBRARY AND ACADEMIC SKILLS*</b> 2% Running costs for Penryn and Falmouth libraries and related skills support
£190	<b>WELFARE*</b> 2% Counselling, living support, chaplaincy, etc.
£140	<b>BURSARIES</b> 2% Paid in cash to eligible students
£80	<b>STUDENTS' UNION</b> 1% For full breakdown see page 18
£60	<b>CAREERS</b> 1% Employability advice, placements, etc.

Note: for an International student, approximately £1,000 is spent on additional recruitment costs (included in Marketing and Bursaries) with another £1,000 spent on additional support costs such as international admissions, visas, foreign exchange, etc.

Across the HE sector, income from International students subsidises research activity – a necessary element to keep teaching up to date.

\* the majority of support services are provided by our joint venture partner, Falmouth Exeter Plus.



## Our income and expenditure

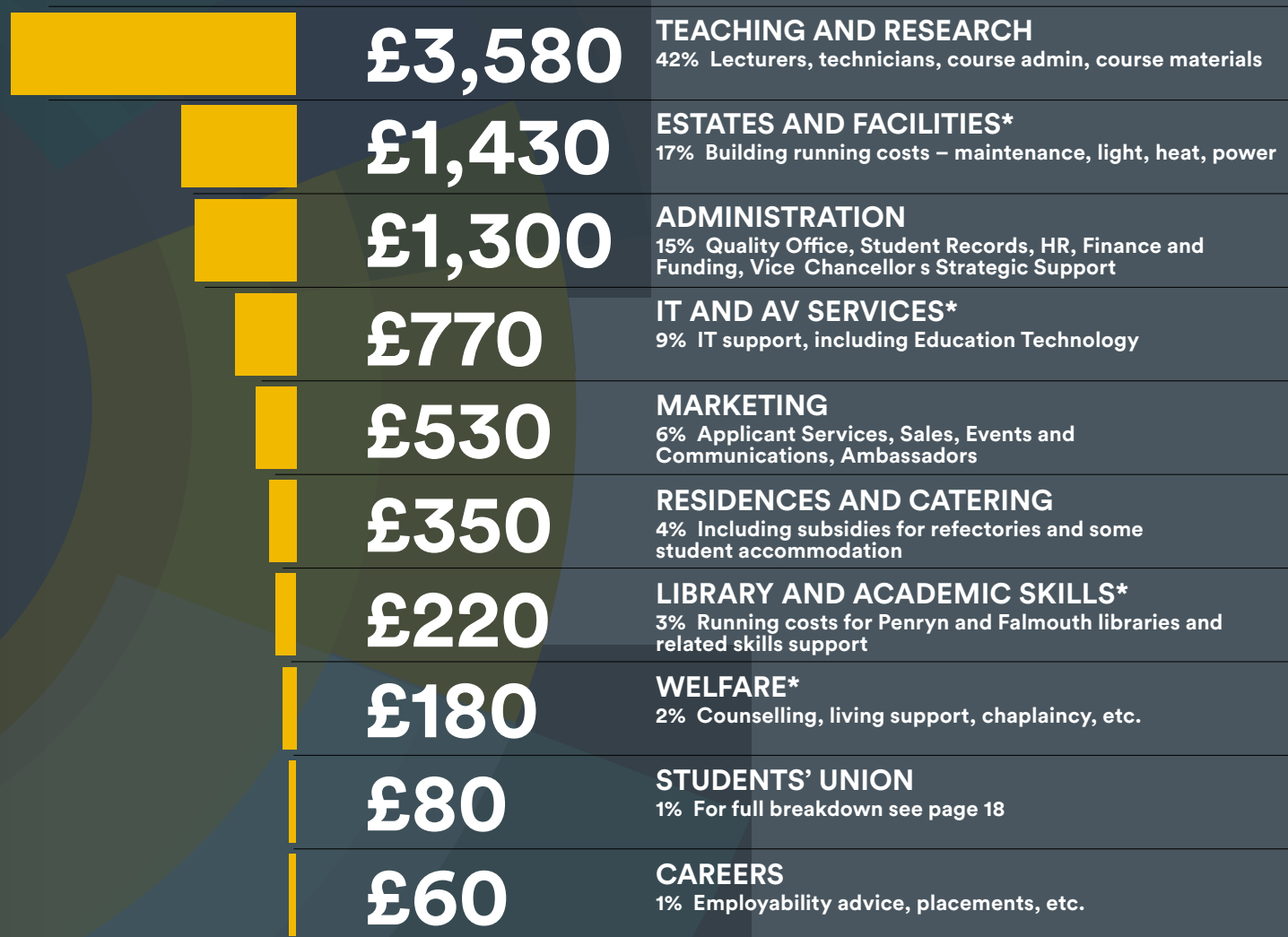
Where our money comes from and what it is spent on

Where does the student fee go each year if I am a home/EU postgraduate?

### Postgraduate fees

The adjacent information is based on the standard full time, campus based postgraduate fee for the year of £8,500.

Actual costs vary by course but the University has targets such that all students get an equal service for the same fee.



<b>£3,580</b>	<b>TEACHING AND RESEARCH</b> 42% Lecturers, technicians, course admin, course materials
<b>£1,430</b>	<b>ESTATES AND FACILITIES*</b> 17% Building running costs – maintenance, light, heat, power
<b>£1,300</b>	<b>ADMINISTRATION</b> 15% Quality Office, Student Records, HR, Finance and Funding, Vice Chancellor's Strategic Support
<b>£770</b>	<b>IT AND AV SERVICES*</b> 9% IT support, including Education Technology
<b>£530</b>	<b>MARKETING</b> 6% Applicant Services, Sales, Events and Communications, Ambassadors
<b>£350</b>	<b>RESIDENCES AND CATERING</b> 4% Including subsidies for refectories and some student accommodation
<b>£220</b>	<b>LIBRARY AND ACADEMIC SKILLS*</b> 3% Running costs for Penryn and Falmouth libraries and related skills support
<b>£180</b>	<b>WELFARE*</b> 2% Counselling, living support, chaplaincy, etc.
<b>£80</b>	<b>STUDENTS' UNION</b> 1% For full breakdown see page 18
<b>£60</b>	<b>CAREERS</b> 1% Employability advice, placements, etc.

Note: for an International student, approximately £1,000 is spent on additional recruitment costs (included in Marketing and Bursaries) with another £1,000 spent on additional support costs such as international admissions, visas, foreign exchange, etc.

Across the HE sector, income from International students subsidises research activity – a necessary element to keep teaching up to date.

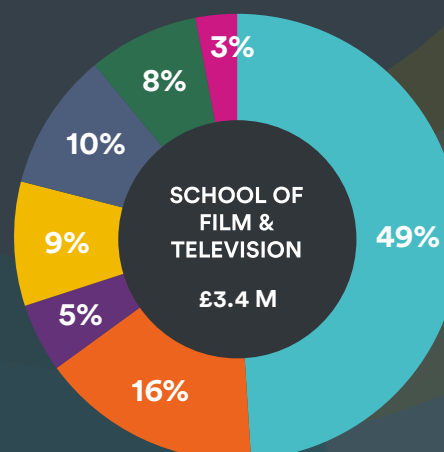
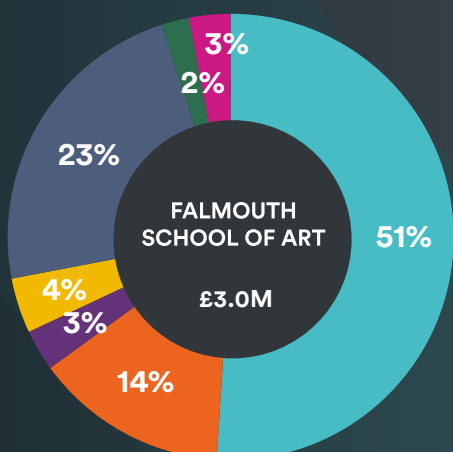
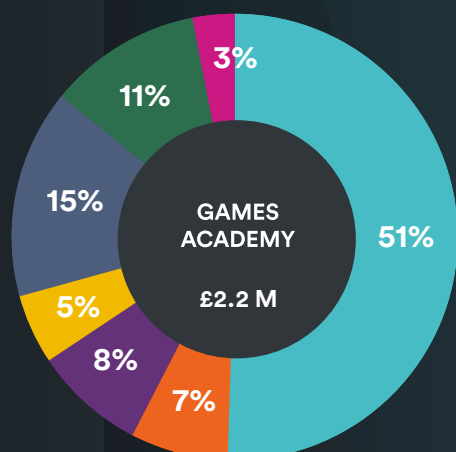
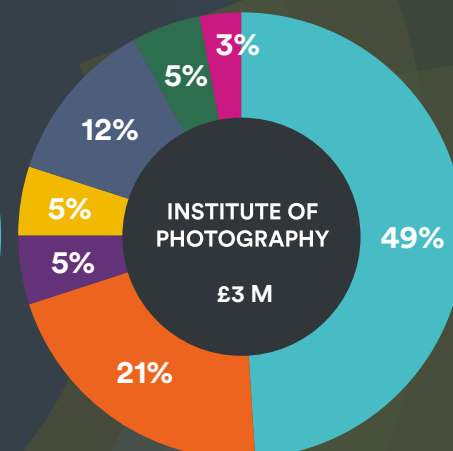
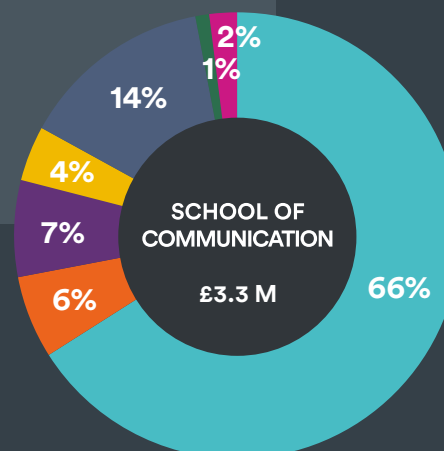
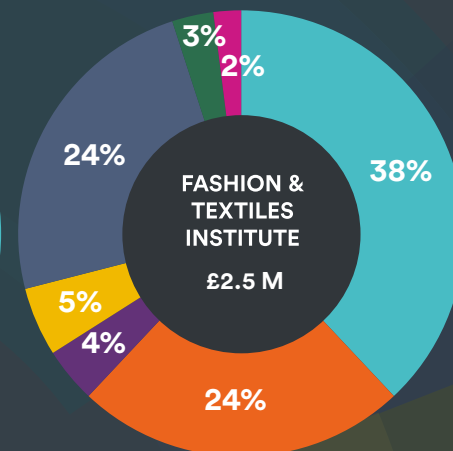
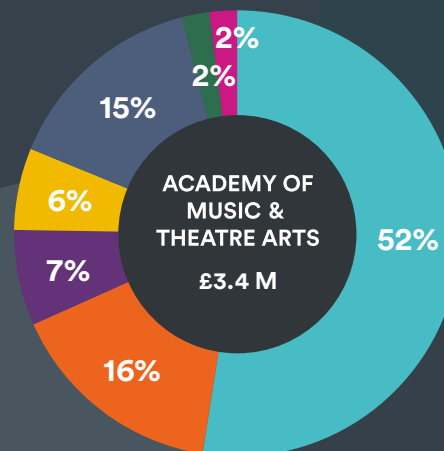
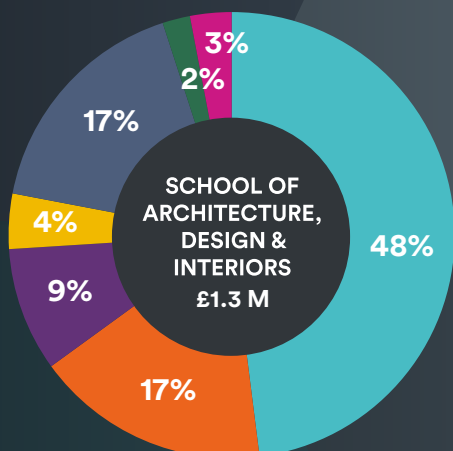
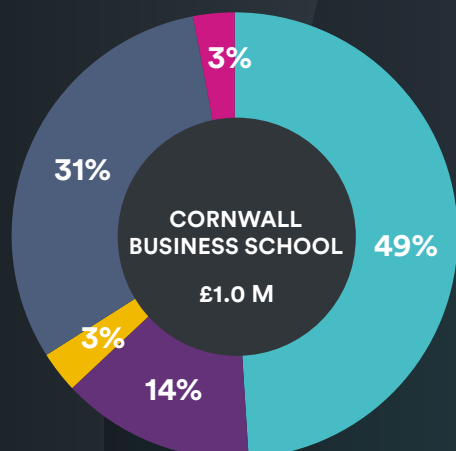
\* the majority of support services are provided by our joint venture partner, Falmouth Exeter Plus.

# Our income and expenditure

Where our money comes from and what it is spent on

## Academic departments

These charts show how each academic department allocates its annual funding and primarily relate to the teaching and research funds shown in previous pages.



## Our income and expenditure

Where our money comes from and what it is spent on

# The Students' Union Financial Transparency

The Falmouth and Exeter Students' Union is a registered charity acting as the joint students' union for Falmouth University and the University of Exeter in Cornwall.

## TOTAL INCOME

£1.0 M

10%

### ACTIVITIES

£103 K

Funds raised by student led clubs, societies and groups and income from the minibuses. The Students Union manages the funds and accounts on behalf of its groups

<1%

### OTHER

£5 K

Where does  
The Students' Union's  
money come from?

54%

FALMOUTH UNIVERSITY

£546K

36%

UNIVERSITY  
OF EXETER

£363 K

## Our income and expenditure

Where our money comes from and what it is spent on

### The Students' Union Financial Transparency



6%

**ADVICE  
SERVICE**  
£64,000

£5 per student

Funding two professional advice workers opening cases for student clients throughout the year.



10%

**STUDENT VOICE  
DEPARTMENT**  
£95,000

£8 per student

Maintaining effective student led democracy through elections, support and representation.



11%

**GOVERNANCE**  
£106,000

£9 per student

Employment of four full time Presidents as Trustees of The Students' Union.



14%

**COMMS AND  
RESEARCH**  
£139,000

£11 per student

This is the cost of Freshers Week on campus, our digital presence, engagement and information for students.



23%

**STUDENT  
OPPORTUNITIES**  
£225,000

£18 per student

Supported student clubs, societies, volunteering and other student activities.



36%

**CENTRAL  
COSTS**  
£352,000

£29 per student

This includes all travel costs, insurances, training, depreciation, bank charges and staff to run the central support.

### TOTAL EXPENDITURE

£1.0M

As a service based organisation, the vast majority of The Students' Union expenditure is used for staffing costs to run the many services delivered to students.



## Our income and expenditure

Where our money comes from and what it is spent on

# Falmouth Exeter Plus Financial Transparency

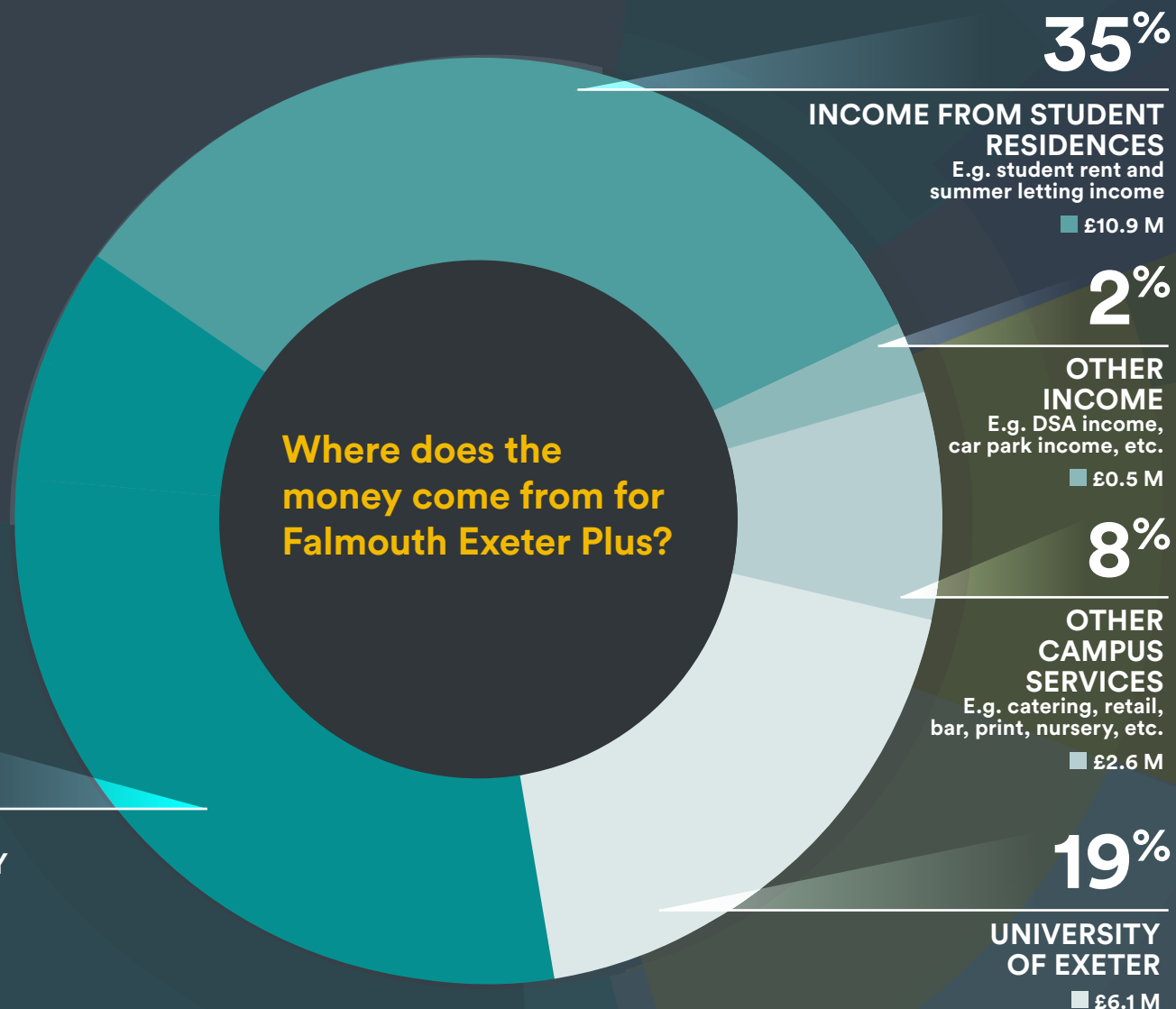
## TOTAL INCOME

£31.5 M

Falmouth Exeter Plus (FX Plus) is the organisation jointly owned with the University of Exeter to provide services on the Falmouth and Penryn campuses.

FX Plus is a limited company with charitable status and spends any surplus on the students and staff of the two institutions.

**36%**  
**FALMOUTH  
UNIVERSITY**  
£11.4 M



## Our income and expenditure

Where our money comes from and what it is spent on

# Falmouth Exeter Plus Financial Transparency

## TOTAL EXPENDITURE

£32.1 M

FXPlus spent more than it earned by  
drawing on reserves brought forward.

28%

PROPERTY AND  
MANAGEMENT SERVICES

£9.1 M

How does  
Falmouth Exeter Plus  
spend its money?

42%

TRADING  
ACTIVITIES

E.g. catering, bar, retail, etc.

£13.6 M

9%

STUDENT  
SERVICES

£2.7 M

12%

IT AND  
AV SERVICES

£3.7 M

9%

LIBRARY AND  
ACADEMIC SKILLS

£3.0 M

# Financial support

Falmouth University employs a Student Funding Team and The Students' Union has a team of advisers who operate across both campuses and are available to provide advice and support on student money matters. The Students' Union also holds funds to support student led activities.

Student support ranges from Student Loans from Student Finance England to Falmouth bursaries and awards.

Falmouth's funding and bursary pages:  
[falmouth.ac.uk/study/student-funding](https://falmouth.ac.uk/study/student-funding)

#### Awards include:

- **Materials Award**  
- to pay for course-related costs
- **Pendennis Bursary**
- **Dependants' Bursary**

The Students' Union also holds funds to support student-led activities:

- **The Students' Union Student Led Event and Project Funding**
- **The Students' Union Green Fund**
- **The Students' Union Sport Bursary Scheme**

Hardship support:  
[falmouth.ac.uk/study/student-funding/hardship-fund](https://falmouth.ac.uk/study/student-funding/hardship-fund)

Further details on course costs can be found on Falmouth's tuition fees pages:  
[falmouth.ac.uk/tuition-fees](https://falmouth.ac.uk/tuition-fees)

#### Other resources include:

Student Finance England: Introduction to student finance and application portal:  
[gov.uk/student-finance](https://gov.uk/student-finance)

Search for private funding, budget planner, loan repayment and wage predictor:  
[grants-search.turn2us.org.uk](https://grants-search.turn2us.org.uk)

The Students' Union advisory service, which can be accessed by appointment, offers independent, impartial advice:  
[thesu.org.uk/advice](https://thesu.org.uk/advice)

In addition, independent advice on Student Finance is available at other sources such as:  
[moneysavingexpert.com/students](https://moneysavingexpert.com/students)

For further information please email:  
[financefacts&figures@falmouth.ac.uk](mailto:financefacts&figures@falmouth.ac.uk)

Full details on Falmouth University's finances can be found in the Annual Financial Statements which can be accessed at:  
[falmouth.ac.uk/corporate/regulatory-information](https://falmouth.ac.uk/corporate/regulatory-information)

The Students' Union Finances are available at:  
[thesu.org.uk](https://thesu.org.uk)









**Falmouth University**  
Falmouth Campus Woodlane,  
Falmouth, Cornwall TR11 4RH  
01326 211077

Penryn Campus Treliever Road,  
Penryn, Cornwall TR10 9FE  
01326 370400

[falmouth.ac.uk](http://falmouth.ac.uk)  
[@falmouthuni](https://twitter.com/falmouthuni)